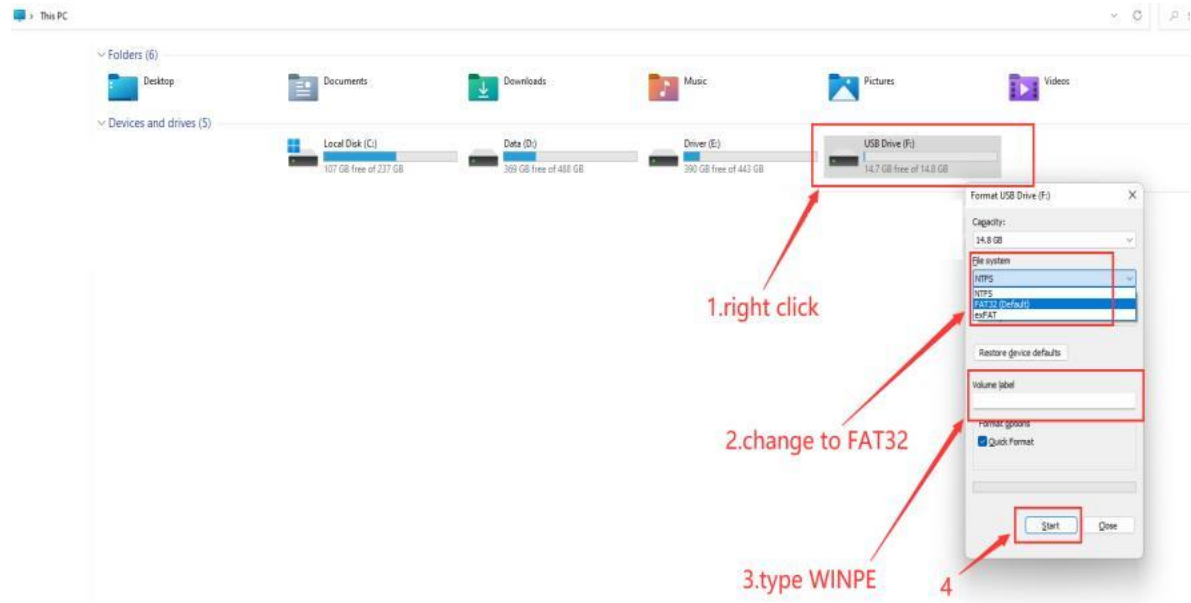


1. Prepare a U disk (USB driver) with a storage capacity of at least 16 GB

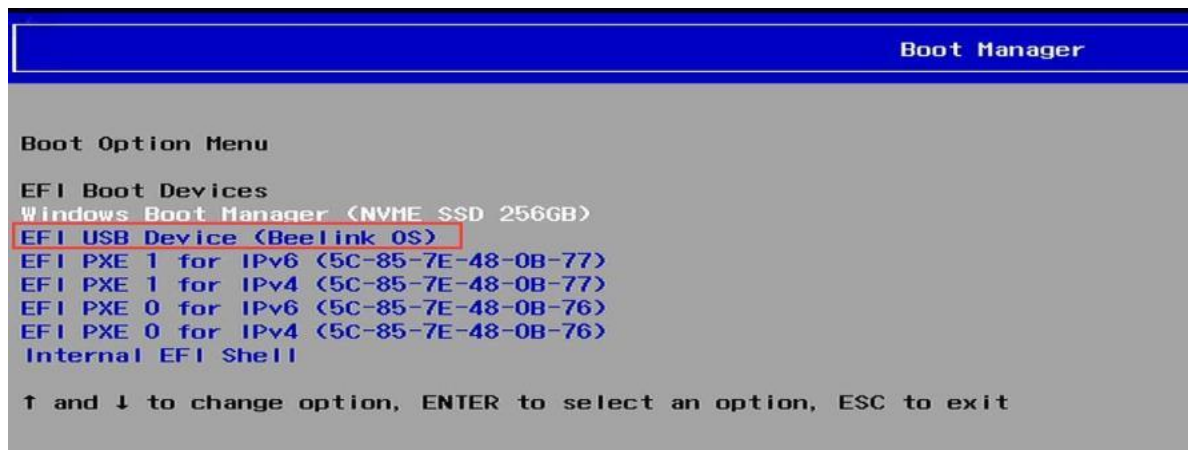
2. Right click and select format... Format U disk to FAT32 format, and change the Volume label to WINPE, click start to finish formatting



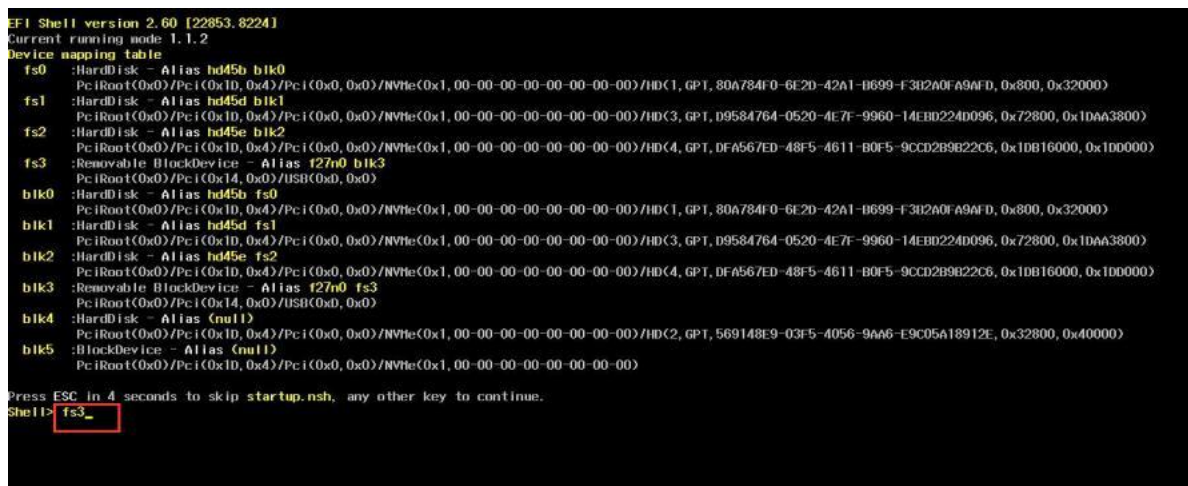
3. Copy your system files to U disk, and it must be in the root directory of U disk.

EFI	1,768,744	581,853	File folder	12/23/2024 11:...	
EQJ12204_356085.bin	16,777,216	8,707,881	BIN File	12/23/2024 11:...	D968FB5F
flash.nsh	33	33	NSH File	12/23/2024 11:...	99EEFF76
fparts.txt	14,098	2,119	Text Document	12/23/2024 11:...	E55585D2
Fpt.efi	1,753,728	219,883	EFI File	12/23/2024 11:...	96CC00AD

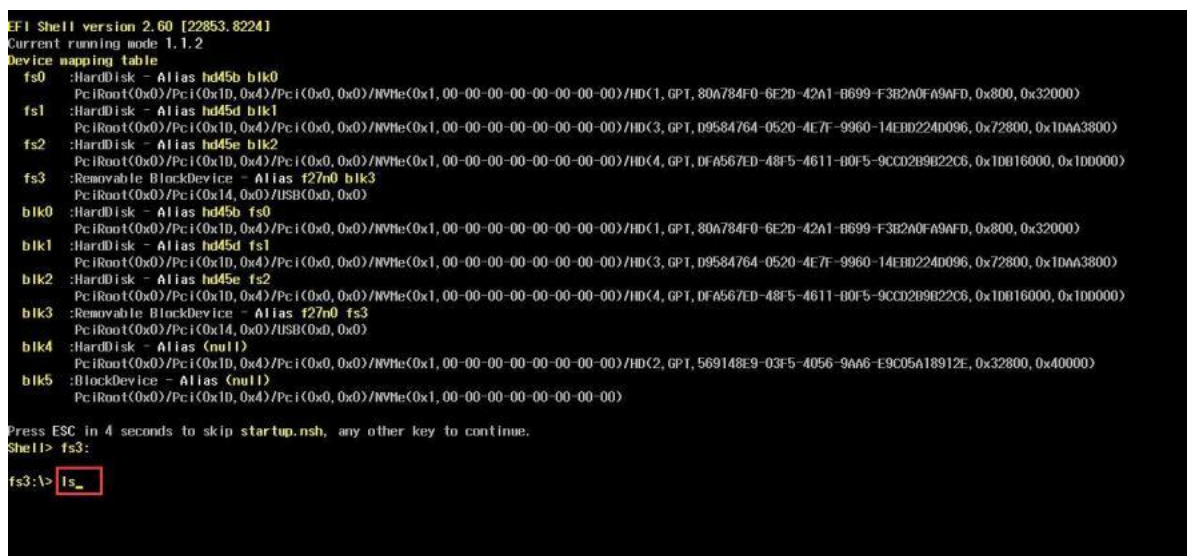
- Restart the computer, press **F7** repeatedly on the boot logo interface, and select **USB** boot in the boot options



- Type `fs3:`, then press enter



- Type `dir` or `ls`, press enter so that you can locate the files



7. Type flash, press tab, then press enter.

```
EFI Shell version 2.60 [22853.8224]
Current running mode 1.1.2
Device mapping table
fs0 :HardDisk - Alias hd45b blk0
      PciRoot(0x0)/Pci(0x10,0x4)/Pci(0x0,0x0)/NVMe(0x1,00-00-00-00-00-00-00-00)/HD(C, GPT, 80A784F0-6E2D-42A1-B699-F3B2A0FA9AFD, 0x800, 0x32000)
fs1 :HardDisk - Alias hd45d blk1
      PciRoot(0x0)/Pci(0x10,0x4)/Pci(0x0,0x0)/NVMe(0x1,00-00-00-00-00-00-00-00)/HD(C, GPT, D9584764-0520-4E7F-9960-14EBD224D096, 0x72800, 0x1DA3800)
fs2 :HardDisk - Alias hd45e blk2
      PciRoot(0x0)/Pci(0x10,0x4)/Pci(0x0,0x0)/NVMe(0x1,00-00-00-00-00-00-00-00)/HD(C, GPT, DFA567ED-48F5-4611-B0F5-9CCD2B9B22C6, 0x1DB16000, 0x1DD0000)
fs3 :Removable BlockDevice - Alias f27n0 blk3
      PciRoot(0x0)/Pci(0x14,0x0)/USB(0x0,0x0)
blk0 :HardDisk - Alias hd45b fs0
      PciRoot(0x0)/Pci(0x10,0x4)/Pci(0x0,0x0)/NVMe(0x1,00-00-00-00-00-00-00-00)/HD(C, GPT, 80A784F0-6E2D-42A1-B699-F3B2A0FA9AFD, 0x800, 0x32000)
blk1 :HardDisk - Alias hd45d fs1
      PciRoot(0x0)/Pci(0x10,0x4)/Pci(0x0,0x0)/NVMe(0x1,00-00-00-00-00-00-00-00)/HD(C, GPT, D9584764-0520-4E7F-9960-14EBD224D096, 0x72800, 0x1DA3800)
blk2 :HardDisk - Alias hd45e fs2
      PciRoot(0x0)/Pci(0x10,0x4)/Pci(0x0,0x0)/NVMe(0x1,00-00-00-00-00-00-00-00)/HD(C, GPT, DFA567ED-48F5-4611-B0F5-9CCD2B9B22C6, 0x1DB16000, 0x1DD0000)
blk3 :Removable BlockDevice - Alias f27n0 fs3
      PciRoot(0x0)/Pci(0x14,0x0)/USB(0x0,0x0)
blk4 :HardDisk - Alias (null)
      PciRoot(0x0)/Pci(0x10,0x4)/Pci(0x0,0x0)/NVMe(0x1,00-00-00-00-00-00-00-00)/HD(C, GPT, 569148E9-03F5-4056-9AA6-E9C05A18912E, 0x32800, 0x40000)
blk5 :BlockDevice - Alias (null)
      PciRoot(0x0)/Pci(0x10,0x4)/Pci(0x0,0x0)/NVMe(0x1,00-00-00-00-00-00-00-00)

Press ESC in 4 seconds to skip startup.nsh, any other key to continue.
Shell> fs3:

fs3:\> ls
Directory of: fs3:\

01/25/21 02:37a          131,072  C06e_v2.03.BIN
01/25/21 02:37a           268  Checksum.txt
01/25/21 02:37a        102,656  eFuitX64.efi
01/25/21 02:37a           246  FEC64.NSH
03/29/21 03:03p <DIR>          8,192  | | |
4 File(s)          234,242 bytes
1 Dir(s)

fs3:\> fec_
```

8. Start flash, If there is a similar reminder, enter exit.

```
ITE Flash Utility Version : D.2.9
----- Mar 15 2016 10:23:39

Device ID       : FF FF FE FF
SPI Vendor      : ITE eflash

Erasing...      : *****
Erase verify... : *****

Programming...  : *****
Programme verfiy... : *****

Update EC Rom sucessfully!

fs3:\> exit_
```