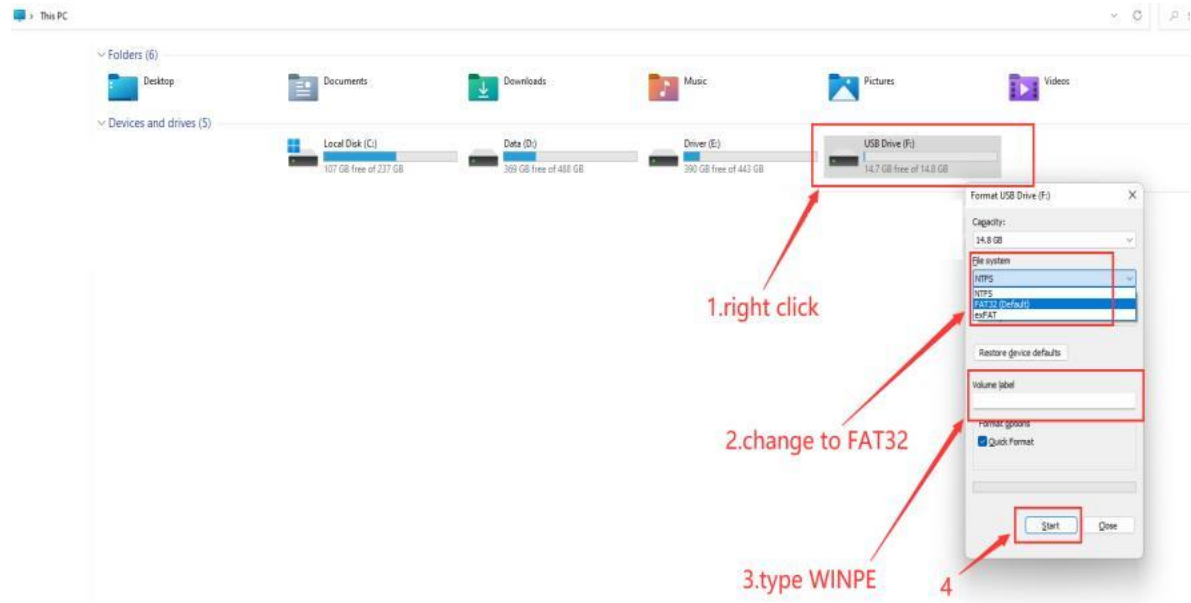


1. Prepare a U disk (USB driver) with a storage capacity of at least 16 GB

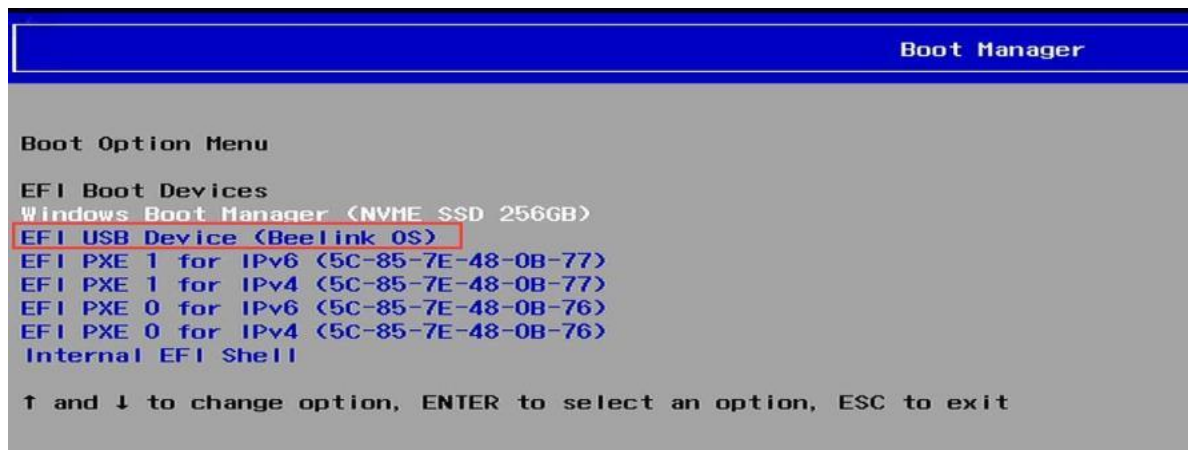
2. Right click and select format... Format U disk to FAT32 format, and change the Volume label to WINPE, click start to finish formatting



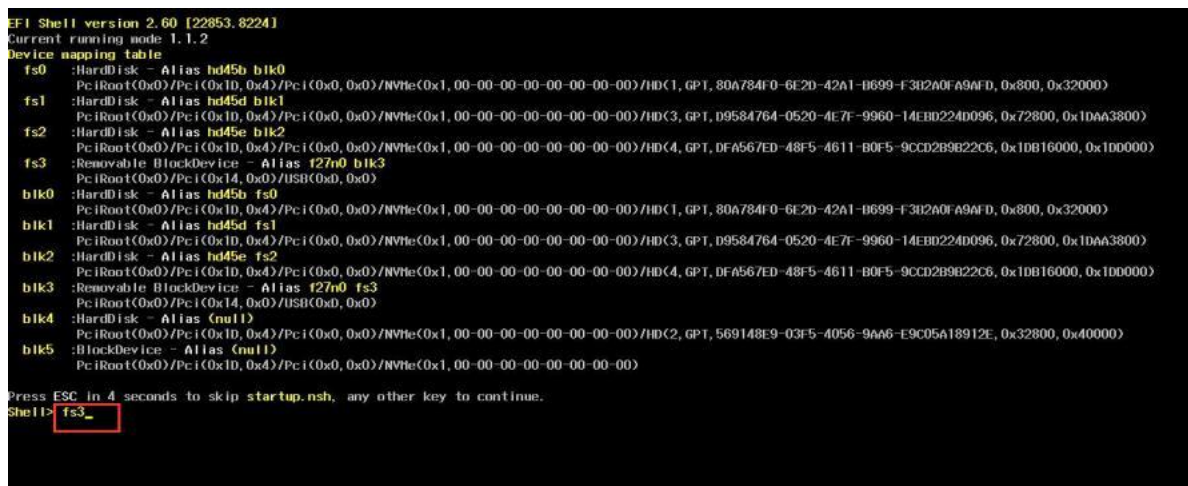
3. Copy your system files to U disk, and it must be in the root directory of U disk.

|              |            |           |               |                             |
|--------------|------------|-----------|---------------|-----------------------------|
| EFI          | 1,768,744  | 581,853   | File folder   | 2/24/2025 4:27 ...          |
| EQ12D401.bin | 16,777,216 | 8,707,097 | BIN File      | 2/24/2025 4:29 ... 381ED87F |
| flash.nsh    | 24         | 24        | NSH File      | 2/24/2025 4:27 ... E3E60192 |
| fparts.txt   | 14,098     | 2,119     | Text Document | 2/24/2025 4:27 ... E55585D2 |
| Fpt.efi      | 1,753,728  | 219,883   | EFI File      | 2/24/2025 4:27 ... 96CC00AD |

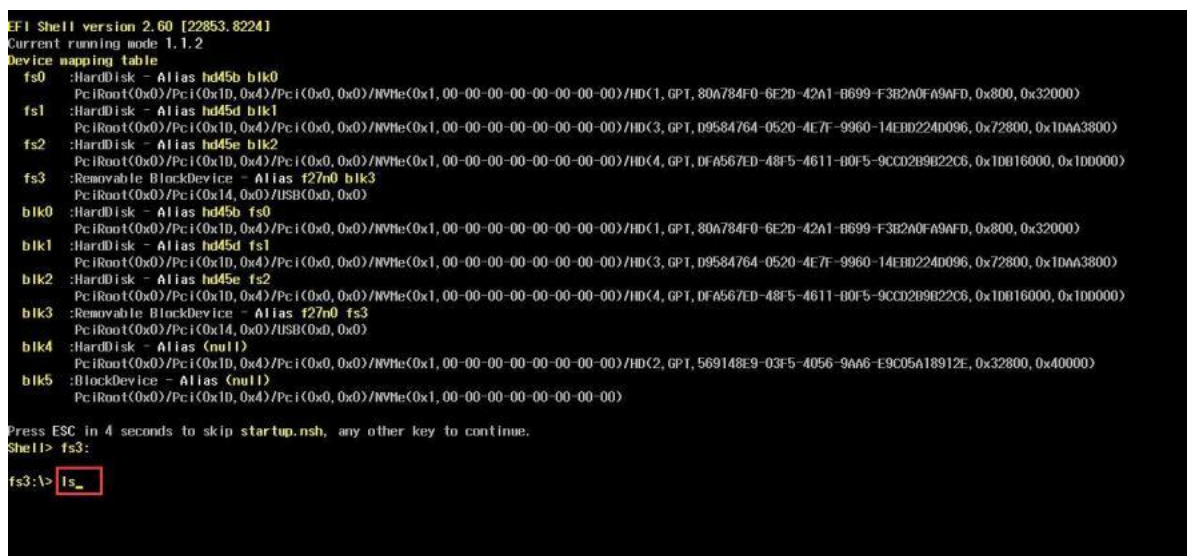
- Restart the computer, press **F7** repeatedly on the boot logo interface, and select **USB** boot in the boot options



- Type `fs3:`, then press enter



- Type `dir` or `ls`, press enter so that you can locate the files



7. Type flash, press tab, then press enter.

```
EFI Shell version 2.60 [22853.8224]
Current running mode 1.1.2
Device mapping table
fs0 :HardDisk - Alias hd45b blk0
      PciRoot(0x0)/Pci(0x10,0x4)/Pci(0x0,0x0)/NVMe(0x1,00-00-00-00-00-00-00-00)/HD(1,GPT,80A784F0-6E2D-42A1-B699-F3B2A0FA9AFD,0x800,0x32000)
fs1 :HardDisk - Alias hd45d blk1
      PciRoot(0x0)/Pci(0x10,0x4)/Pci(0x0,0x0)/NVMe(0x1,00-00-00-00-00-00-00-00)/HD(3,GPT,D9584764-0520-4E7F-9960-14EBD224D096,0x72800,0x1DA3800)
fs2 :HardDisk - Alias hd45e blk2
      PciRoot(0x0)/Pci(0x10,0x4)/Pci(0x0,0x0)/NVMe(0x1,00-00-00-00-00-00-00-00)/HD(4,GPT,DF5A567ED-48F5-4611-B0F5-9CCD2B9B22C6,0x1DB16000,0x1DD0000)
fs3 :Removable BlockDevice - Alias f27n0 blk3
      PciRoot(0x0)/Pci(0x14,0x0)/USB(0x0,0x0)
blk0 :HardDisk - Alias hd45b fs0
      PciRoot(0x0)/Pci(0x10,0x4)/Pci(0x0,0x0)/NVMe(0x1,00-00-00-00-00-00-00-00)/HD(1,GPT,80A784F0-6E2D-42A1-B699-F3B2A0FA9AFD,0x800,0x32000)
blk1 :HardDisk - Alias hd45d fs1
      PciRoot(0x0)/Pci(0x10,0x4)/Pci(0x0,0x0)/NVMe(0x1,00-00-00-00-00-00-00-00)/HD(3,GPT,D9584764-0520-4E7F-9960-14EBD224D096,0x72800,0x1DA3800)
blk2 :HardDisk - Alias hd45e fs2
      PciRoot(0x0)/Pci(0x10,0x4)/Pci(0x0,0x0)/NVMe(0x1,00-00-00-00-00-00-00-00)/HD(4,GPT,DF5A567ED-48F5-4611-B0F5-9CCD2B9B22C6,0x1DB16000,0x1DD0000)
blk3 :Removable BlockDevice - Alias f27n0 fs3
      PciRoot(0x0)/Pci(0x14,0x0)/USB(0x0,0x0)
blk4 :HardDisk - Alias (null)
      PciRoot(0x0)/Pci(0x10,0x4)/Pci(0x0,0x0)/NVMe(0x1,00-00-00-00-00-00-00-00)/HD(2,GPT,569148E9-03F5-4056-9AA6-E9C05A18912E,0x32800,0x40000)
blk5 :BlockDevice - Alias (null)
      PciRoot(0x0)/Pci(0x10,0x4)/Pci(0x0,0x0)/NVMe(0x1,00-00-00-00-00-00-00-00)

Press ESC in 4 seconds to skip startup.nsh, any other key to continue.
Shell> fs3:

fs3:\> ls
Directory of: fs3:\

01/25/21 02:37a          131,072  C06e_v2.03.BIN
01/25/21 02:37a           268  Checksum.txt
01/25/21 02:37a         102,656  eFuitX64.efi
01/25/21 02:37a           246  FEC64.NSH
03/29/21 03:03p <DIR>           8,192  | | |
4 File(s)          234,242 bytes
1 Dir(s)

fs3:\> fec_
```

8. Start flash, If there is a similar reminder, enter exit.

```
ITE Flash Utility Version : D.2.9
----- Mar 15 2016 10:23:39

Device ID       : FF FF FE FF
SPI Vendor      : ITE eflash

Erasing...      : *****
Erase verify... : *****

Programming...  : *****
Programme verfiy... : *****

Update EC Rom sucessfully!

fs3:\> exit_
```