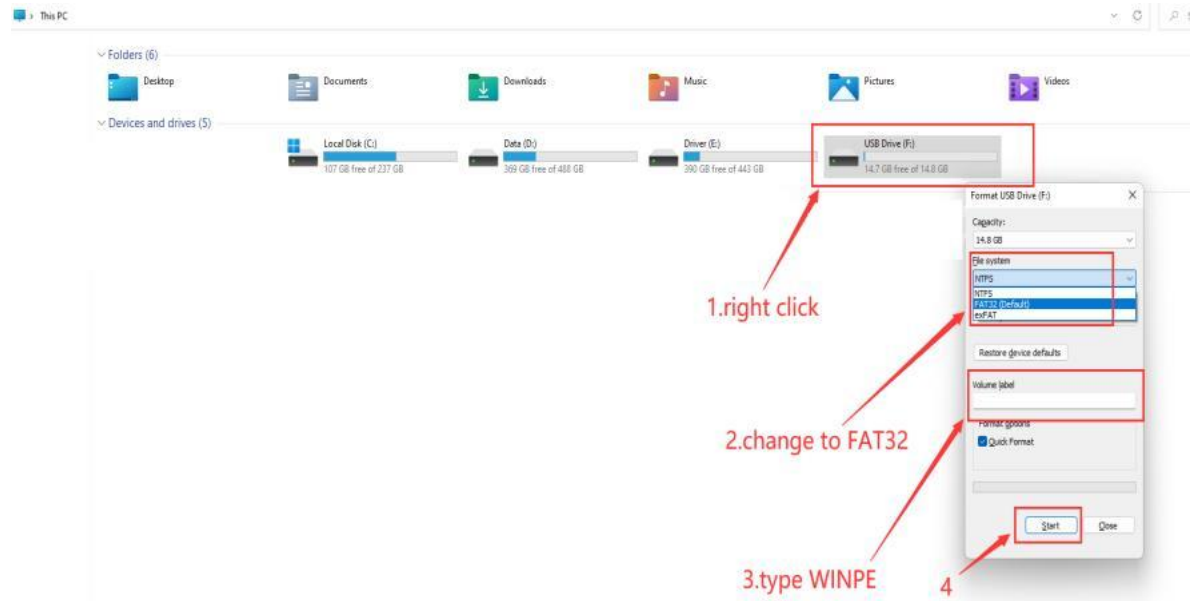


1. Prepare a USB disk (USB drive)

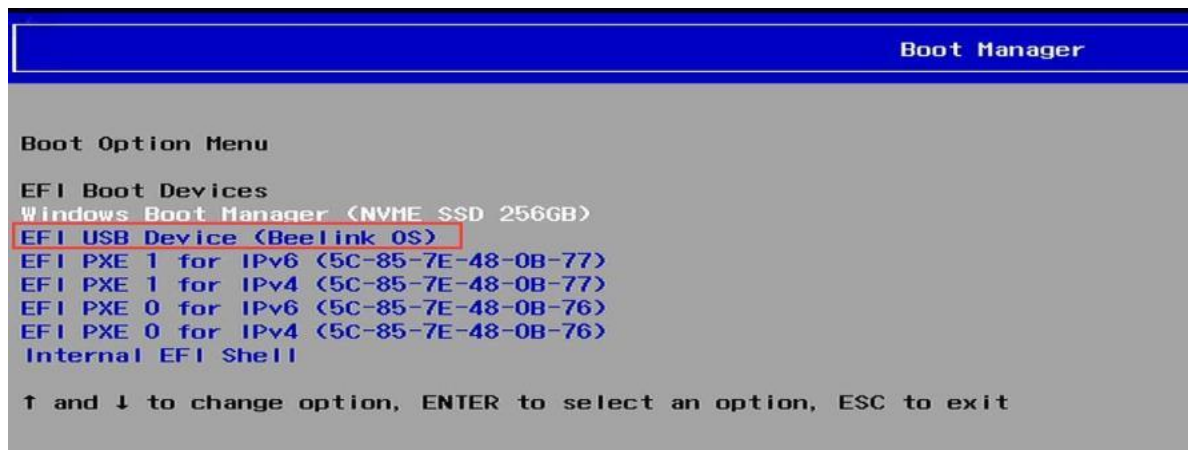
2. Right click and select format... Format USB disk to FAT32 format, and change the Volume label to WINPE, click start to finish formatting



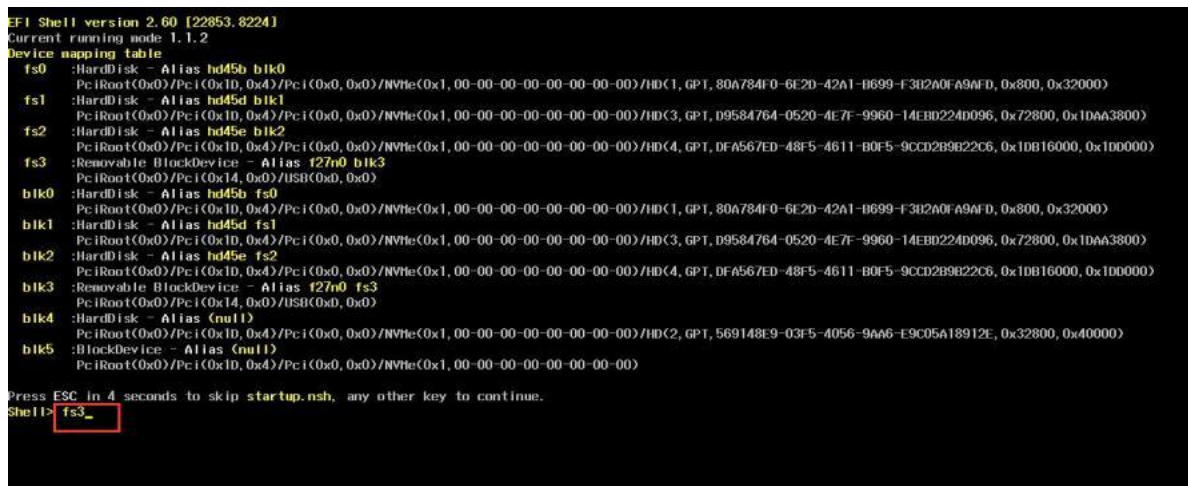
3. Copy the files to USB disk as below, and it must be in the root directory of USB disk.

Name	Date modified	Type	Size
EFI	2/2/2026 10:04 AM	File folder	
AfuEfix64.efi	2/2/2026 10:04 AM	EFI File	669 KB
AFUWINx64	2/2/2026 10:04 AM	Application	1,129 KB
amigendr64.sys	2/2/2026 10:04 AM	System file	37 KB
Flash.nsh	2/2/2026 10:04 AM	NSH File	1 KB
fparts	2/2/2026 10:04 AM	Text Document	14 KB
Fpt.efi	2/2/2026 10:06 AM	EFI File	2,465 KB
FPTW64	2/2/2026 10:06 AM	Application	2,787 KB
GTi15T205.rom	2/2/2026 10:09 AM	ROM File	14,336 KB
WinFlash	2/2/2026 10:04 AM	Windows Batch File	1 KB

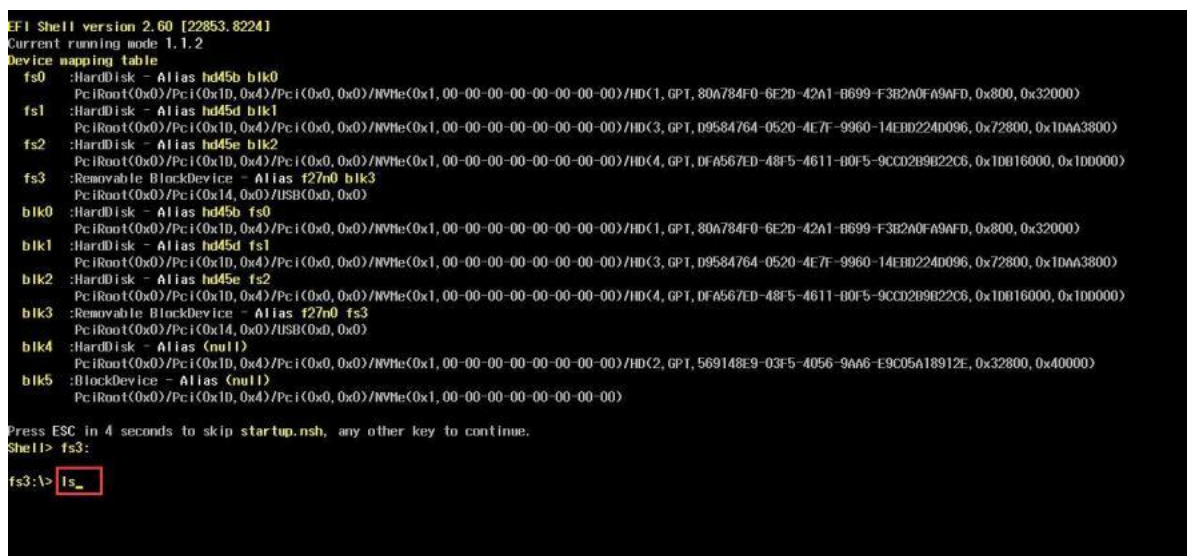
- Restart the computer, press **F7** repeatedly on the boot logo interface, and select **USB** boot partition in the boot options



- If the BIOS flashes automatically, wait till it finishes. If not, type `fs3:` (you may type `fs1:` or `fs4:`, depends on where the USB drive is, do not forget the colon), then press enter



- Type `dir` or `ls`, press enter so that you can locate the files



7.Type flash, press tab, then press enter.

```
EFI Shell version 2.60 [22853.8224]
Current running mode 1.1.2
Device mapping table
fs0 :HardDisk - Alias hd45b blk0
      PciRoot(0x0)/Pci(0x10,0x4)/Pci(0x0,0x0)/NVMe(0x1,00-00-00-00-00-00-00-00)/HD(1,GPT,80A784F0-6E2D-42A1-B699-F3B2A0FA9AFD,0x800,0x32000)
fs1 :HardDisk - Alias hd45d blk1
      PciRoot(0x0)/Pci(0x10,0x4)/Pci(0x0,0x0)/NVMe(0x1,00-00-00-00-00-00-00-00)/HD(3,GPT,D9584764-0520-4E7F-9960-14EBD224D096,0x72800,0x1DA3800)
fs2 :HardDisk - Alias hd45e blk2
      PciRoot(0x0)/Pci(0x10,0x4)/Pci(0x0,0x0)/NVMe(0x1,00-00-00-00-00-00-00-00)/HD(4,GPT,DF4567ED-48F5-4611-B0F5-9CCD2B9B22C6,0x1DB16000,0x1DD0000)
fs3 :Removable BlockDevice - Alias f27n0 blk3
      PciRoot(0x0)/Pci(0x14,0x0)/USB(0x0,0x0)
blk0 :HardDisk - Alias hd45b fs0
      PciRoot(0x0)/Pci(0x10,0x4)/Pci(0x0,0x0)/NVMe(0x1,00-00-00-00-00-00-00-00)/HD(1,GPT,80A784F0-6E2D-42A1-B699-F3B2A0FA9AFD,0x800,0x32000)
blk1 :HardDisk - Alias hd45d fs1
      PciRoot(0x0)/Pci(0x10,0x4)/Pci(0x0,0x0)/NVMe(0x1,00-00-00-00-00-00-00-00)/HD(3,GPT,D9584764-0520-4E7F-9960-14EBD224D096,0x72800,0x1DA3800)
blk2 :HardDisk - Alias hd45e fs2
      PciRoot(0x0)/Pci(0x10,0x4)/Pci(0x0,0x0)/NVMe(0x1,00-00-00-00-00-00-00-00)/HD(4,GPT,DF4567ED-48F5-4611-B0F5-9CCD2B9B22C6,0x1DB16000,0x1DD0000)
blk3 :Removable BlockDevice - Alias f27n0 fs3
      PciRoot(0x0)/Pci(0x14,0x0)/USB(0x0,0x0)
blk4 :HardDisk - Alias (null)
      PciRoot(0x0)/Pci(0x10,0x4)/Pci(0x0,0x0)/NVMe(0x1,00-00-00-00-00-00-00-00)/HD(2,GPT,569148E9-03F5-4056-9AA6-E9C05A18912E,0x32800,0x40000)
blk5 :BlockDevice - Alias (null)
      PciRoot(0x0)/Pci(0x10,0x4)/Pci(0x0,0x0)/NVMe(0x1,00-00-00-00-00-00-00-00)

Press ESC in 4 seconds to skip startup.nsh, any other key to continue.
Shell> fs3:

fs3:\> ls
Directory of: fs3:\

01/25/21 02:37a          131,072  C06e_v2.03.BIN
01/25/21 02:37a           268  Checksum.txt
01/25/21 02:37a          102,656  eFuitX64.efi
01/25/21 02:37a           246  FEC64.NSH
03/29/21 03:03p <DIR>           8,192  | | |
4 File(s)          234,242 bytes
1 Dir(s)

fs3:\> fec_
```

8.Start flashing, If there is a similar reminder, enter exit.

```
ITE Flash Utility Version : D.2.9
----- Mar 15 2016 10:23:39

Device ID       : FF FF FE FF
SPI Vendor      : ITE eflash

Erasing...      : *****
Erase verify... : *****

Programming...  : *****
Programme verfiy... : *****

Update EC Rom sucessfully!

fs3:\> exit_
```